

Basic Personality Inventory (BPI)

Basic Report

Name: **Sam Sample**

Gender: **Male**

Age: **30**

Report Date: **April 21, 2024**

The Basic Personality Inventory (BPI) is a profile measure of psychopathology containing 11 bipolar personality scales and one critical item scale.

This report was produced by a computerized analysis of the responses provided by the person listed above. This report is to be used by qualified professionals as part of a psychodiagnostic evaluation. This report is not intended to be used alone, but should be used in conjunction with other sources of information describing the respondent. This report should not be revealed to the respondent or his family but rather is intended for use by a professional who is qualified in the use of psychological tests.

Validity of this BPI Administration













None of the validity indices are out of normal limits, indicating that the BPI was completed purposefully and that the results may be interpreted accordingly. The reliability index is in the normal range and indicates consistent responding throughout the BPI. The perseveration index indicates a normal pattern of responses. 46 percent of the items were answered positively. This represents a normal number of true responses. There were no omitted or incorrectly marked responses.

Response Style

The desirability index is in the normal range, indicating that he is neither presenting an overly favorable image of himself, nor is he demonstrating a low level of self-regard.

*Copyright © 1989, 1997 by
SIGMA Assessment Systems, Inc.
P.O. Box 610757
Port Huron, MI, USA 48061-0757*

BPI Profile

| Scale | Scores | | | T-Score | | | | | | | | | | |
|------------------------|--------|----|----|---|----|----|----|----|----|----|----|----|----|-----|
| | Raw | % | T | 0 | 10 | 20 | 30 | 40 | 50 | 60 | 70 | 80 | 90 | 100 |
| Hypochondriasis | 4 | 46 | 49 |  | | | | | | | | | | |
| Depression | 2 | 38 | 47 |  | | | | | | | | | | |
| Denial | 3 | 10 | 37 |  | | | | | | | | | | |
| Interpersonal Problems | 12 | 88 | 62 |  | | | | | | | | | | |
| Alienation | 6 | 76 | 57 |  | | | | | | | | | | |
| Persecutory Ideas | 2 | 27 | 44 |  | | | | | | | | | | |
| Anxiety | 7 | 69 | 55 |  | | | | | | | | | | |
| Thinking Disorder | 1 | 24 | 43 |  | | | | | | | | | | |
| Impulse Expression | 5 | 46 | 49 |  | | | | | | | | | | |
| Social Introversion | 7 | 73 | 56 |  | | | | | | | | | | |
| Self Depreciation | 2 | 58 | 52 |  | | | | | | | | | | |
| Deviation | 2 | 54 | 51 |  | | | | | | | | | | |

Profile based on North American adult male norms

RAW SCORE This score is the number of statements the respondent endorsed for each scale.

PERCENTILE This score is the percentage of people in the representative group who received a raw score less than the respondent's score.

T SCORE This score (standardized using a mean of 50 and a standard deviation of 10) compares the respondent's raw score for each scale with those of a representative group.

| |
|-----------------------|
| Scale Clusters |
|-----------------------|

A. Cognitive Style and Infrequency

1. Denial
2. Deviation

B. Personal Cognitive Adjustment

1. Persecutory Ideation
2. Thinking Disorder

C. Personal Emotional Adjustment

1. Depression
2. Anxiety
3. Hypochondriasis

D. Social and Self Perception

1. Self-Depreciation
2. Social Introversion

E. Antisocial Orientation

1. Interpersonal Problems
2. Alienation
3. Impulse Expression

Scale Descriptions

1. HYP: Hypochondriasis/Good Physical Health

HYP+ (High Score) Frequently thinks he is sick. Complains regularly of peculiar pains or bodily dysfunctions. Discusses such topics frequently, revealing a preoccupation with bodily complaints.

HYP- (Low Score) Is without excessive bodily concern or preoccupation with physical complaints. Absenteeism due to ill health likely to be below average.

2. DEP: Depression/Cheerfulness

DEP+ (High Score) Inclined to be downhearted and show extreme despondency; considers himself inadequate; may be listless, remote and preoccupied; looks at his future pessimistically.

DEP- (Low Score) Reports a usual feeling of confidence, cheerfulness, and persistence, even when experiencing disappointment. Has an optimistic attitude about his future.

3. DEN: Denial/Capacity for Self Criticism

DEN+ (High Score) Lacks insight into his feelings and the causes of his behavior. Avoids unpleasant, exciting or violent topics. Relatively unresponsive emotionally.

DEN- (Low Score) Accepts his feelings as part of himself; not afraid to discuss unpleasant topics. Can answer questions frankly; avoids impression management. Shows normal affect.

4. IPS: Interpersonal Problems/Cooperativeness

IPS+ (High Score) Is often extremely annoyed by little inconveniences, frustrations or disappointments; will frequently be uncooperative, disobedient, and resistant when faced with rules or regulations; reacts against discipline and criticism.

IPS- (Low Score) Experiences less than average irritation from noise, changes in routine, disappointment, and mistakes of others; respects authority and prefers clearly defined rules and regulations; cooperates fully with leadership and readily accepts criticism from others.

| |
|---------------------------------------|
| Scale Descriptions - Continued |
|---------------------------------------|

5. ALN: Alienation/Socially Responsible Attitudes

ALN+ (High Score) Expresses attitudes markedly different from common social codes; is prone to depart from the truth and behave in an unethical and untrustworthy manner; feels little or no guilt.

ALN- (Low Score) Ordinarily displays ethical and socially responsible attitudes and behaviors; reports a sense of obligation toward society and its laws.

6. PID: Persecutory Ideas/Trustfulness

PID+ (High Score) Believes that certain people are against him and are trying to make life difficult and unpleasant. Inclined to brood.

PID- (Low Score) Trusts others and doesn't feel threatened. Accepts responsibility for the events in his life and doesn't attribute maliciousness to others.

7. AXY: Anxiety/Composure

AXY+ (High Score) Easily scared. Little things, even an idea, can throw him into a frenzy of anxiety. Afraid of novelty and of the possibility of physical or interpersonal danger.

AXY- (Low Score) Remains calm and unruffled even when confronted by unexpected occurrences. Takes things as they come without fear or apprehension. Maintains self control even in a crisis situation.

8. THD: Thinking Disorder/Reality of Thinking

THD+ (High Score) Is markedly confused, easily distracted, and disorganized. Cannot remember even simple things from day to day. Reports that he feels he is living in a dream-like world, that people appear different to him and that he feels different from them.

THD- (Low Score) Has no difficulty distinguishing his daydreams from reality. Is able to concentrate normally and to maintain sensible conversations.

| |
|--|
| <i>Scale Descriptions - Continued</i> |
|--|

9. IME: Impulse Expression/Self Control

IME+ (High Score) Lacks ability to think beyond the present and to consider the consequences of his actions; is prone to undertake risky and reckless actions; finds routine tasks boring.

IME- (Low Score) Appears to be even-tempered and level-headed; carefully considers the future before acting; generally has the patience to cope with a lengthy and tedious task.

10. SOI: Social Introversion/Social Extroversion

SOI+ (High Score) Avoids people generally. Has few friends and doesn't say much to those he has. Seems to be uncomfortable when around others. Prefers asocial activities.

SOI- (Low Score) Enjoys company. Likes to talk and knows many people. Spends much time with others.

11. SDP: Self Depreciation/Self Confidence

SDP+ (High Score) Degrades himself as being worthless, unpleasant, and undeserving. Generally expresses a low opinion of himself and refuses credit for any accomplishment.

SDP- (Low Score) Manifests a high degree of self-assurance in dealings with others. Not afraid to meet strangers; speaks with confidence about a variety of topics; believes in his own ability to accomplish things.

12. DEV: Deviation/Commonality

DEV+ (High Score) Displays behavior patterns very different from most peoples'. Admits to unusual and pathological characteristics.

DEV- (Low Score) Generally shows behavior patterns similar to those of a majority of people. Tends to be free from unusual symptoms and modes of thought.

| |
|--------------------------------|
| Critical Items Endorsed |
|--------------------------------|

- 132. There have been periods of time when I have used alcohol to excess.
- 204. I spend a great deal of time day-dreaming about things that only I know.

BPI Responses

| Item Number | HYP | DEP | DEN | IPS | ALN | PID | AXY | THD | IME | SOI | SDP | DEV |
|-------------|-----|-----|-----|-----|-----|-----|-----|-----|-----|-----|-----|-----|
| 1 - 12: | T | F | T | T* | T* | T | F | T | T* | T | F | F |
| 13 - 24: | F | T | F | F* | T | F | F* | F | F* | T* | T | F |
| 25 - 36: | F* | F | T | F | F | T | F | T | F | F* | F | F |
| 37 - 48: | F | T | T* | T | T | F | T | F | F* | F | T | F |
| 49 - 60: | T | F | T | T* | T* | F* | F | T | F | T | F | F |
| 61 - 72: | F | T | F | T | T | F | F* | F | T | F | T | F |
| 73 - 84: | F* | T* | T | T* | T* | T | F | T | F | T | F | F |
| 85 - 96: | F | T | F | F* | F* | F | T | F | T | F | T | F |
| 97 - 108: | T | F | T | T* | T* | T | F | T | F | F* | F | F |
| 109 - 120: | F | T | F | T | F* | F | T | T* | T | F | T | F |
| 121 - 132: | T | F | T | T* | F | T | T* | T | F | F* | F | T\$ |
| 133 - 144: | F | T | F | F* | T | F | F* | F | T | F | T | F |
| 145 - 156: | T | T* | F* | T* | F | F* | F | T | F | F* | T* | F |
| 157 - 168: | T* | T | F | F* | T | F | F* | F | T | F | T | F |
| 169 - 180: | F* | F | T | F | F | T | T* | T | F | T | F | F |
| 181 - 192: | F | T | F | F* | T | F | F* | F | F* | F | T | F |
| 193 - 204: | T | F | T | T* | F | T | F | T | F | T | F | T\$ |
| 205 - 216: | F | T | F | T | T | F | T | F | T | T* | T | F |
| 217 - 228: | T | F | T | F | F | T | F | T | T* | T | F | F |
| 229 - 240: | F | T | T* | T | T | F | T | F | T | T* | F* | F |
| | HYP | DEP | DEN | IPS | ALN | PID | AXY | THD | IME | SOI | SDP | DEV |

T - Indicates a TRUE response.

F - Indicates a FALSE response.

* - item responded to in keyed direction for content scales.

\$ - item responded to in keyed direction for critical items on the deviation scale

- item was responded to in keyed direction on a content scale, and should also be examined as a critical item.

** - item omitted or a double response.